


Estimate on a number line to 1,000

1 Label the number halfway along each number line.

a)



b)



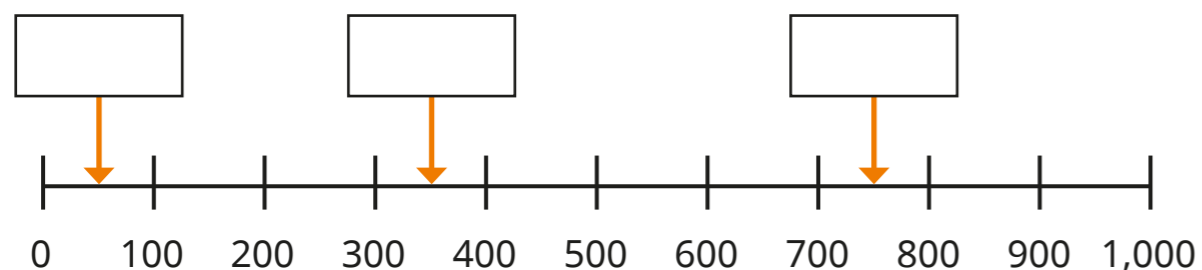
c)



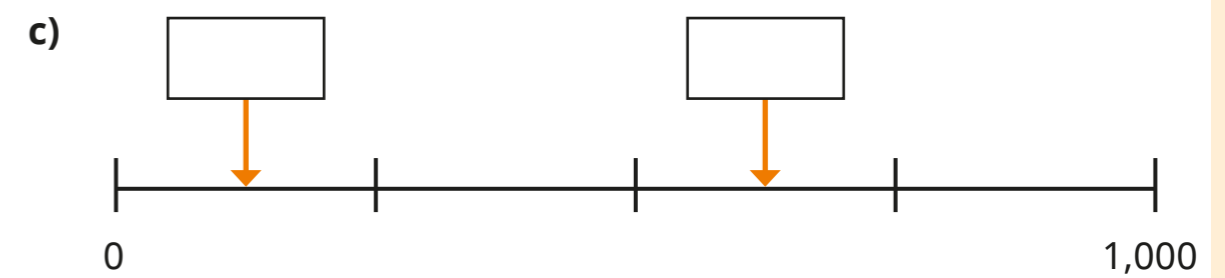
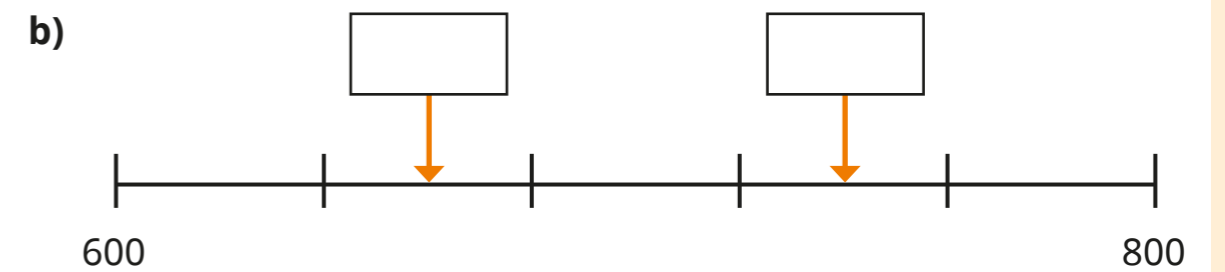
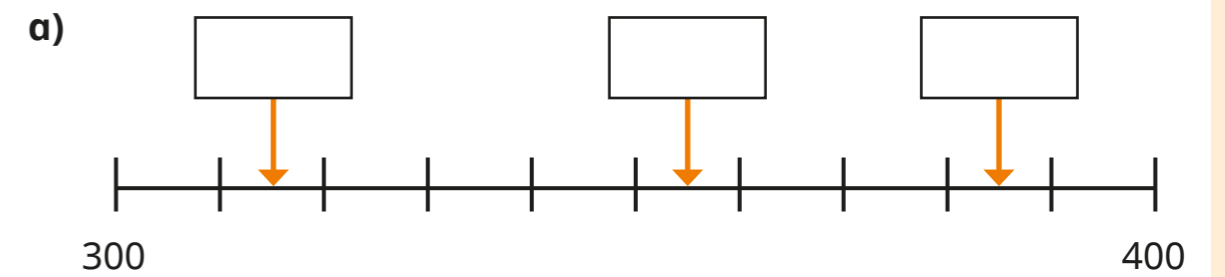
What do you notice?



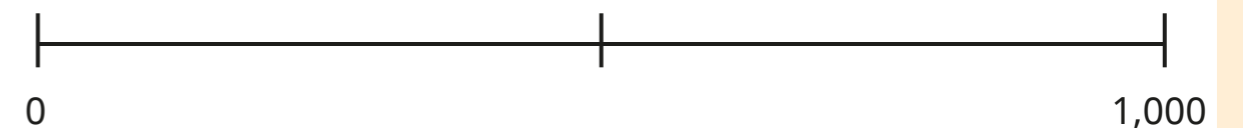
2 Estimate the numbers the arrows are pointing to.



3 Estimate the numbers the arrows are pointing to.



4 Amir has marked halfway on the number line.



Choose a word to complete the sentences.

left

right

a) 300 is to the _____ of halfway.

b) 800 is to the _____ of halfway.

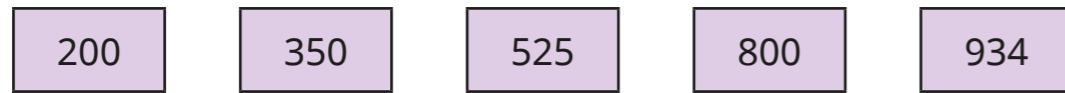
c) 99 is to the _____ of halfway.

d) 501 is to the _____ of halfway.

Explain your reasons.



- 5 Ron and Eva are estimating where the numbers belong on a number line.




- a) Ron has split the number line into two equal parts.

Use Ron's number line to estimate where the numbers belong.



- b) Eva has split the number line into four equal parts.

Use Eva's number line to estimate where the numbers belong.




Whose method was easier?

Whose method do you think is more accurate?



- 6 Estimate where the numbers belong on the number line.



- 7 Tiny has estimated where 109 belongs on the number line.



Talk to a partner about the mistake Tiny has made.
Show a better estimate on the number line.



- 8 Whitney has estimated where a number belongs on a number line.



Draw an arrow to estimate where Whitney's number belongs on each number line.

