

MATHS HW and Flip

<https://vimeo.com/808233350>

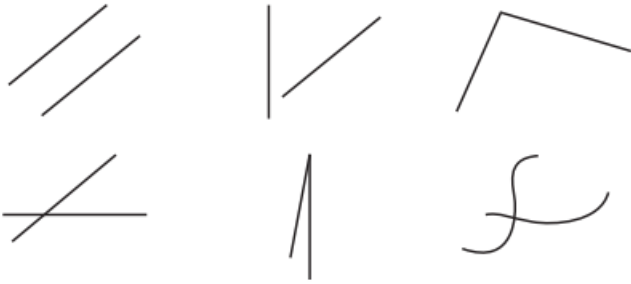
<https://vimeo.com/808233530>

Year 3

Turns and angles



1 Which pictures show at least one angle? Tick your answers.



Compare answers with a partner.

2 The arrows are being turned clockwise.
Match the pictures to the turns.



half turn



quarter turn



full turn



three-quarter turn

3 Here is a compass.



a) Aisha is facing north.

She turns a quarter turn clockwise.

What direction is she facing now? _____

b) Tommy is facing north.

He turns a quarter turn anticlockwise.

What direction is he facing now? _____

c) Annie is facing east.

She turns a three-quarter turn clockwise.

What direction is she facing now? _____

4 Mo and Eva are answering a question.

Mr Lee is facing west. He turns a half turn. What direction is he facing now?



Mo

I cannot answer this, because I do not know what direction he turns in.



Eva

It does not matter about the direction!

Who do you agree with? _____

Talk about it with a partner.

Year 3 and 4

Time

B

Name _____

- 1 Circle to show whether each girl is talking about am or pm.

It is 7 o'clock in the morning.



am pm



1 mark




I am brushing my teeth before I go to bed.

am pm




1 mark

- 2 Tick the clock which shows quarter to 5



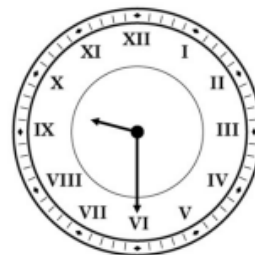
5:45

4:45




1 mark


- 3 Match the analogue clocks to the digital clocks which show the same time.



9:00



11:45



9:30



2 marks

- 4 A TV programme starts at 6:30 pm and lasts for 55 minutes.

What time does the programme end?




1 mark




Year 4

Interpret charts



- 1 The pictogram shows the number of ice creams sold in a shop.

Key  = 2 ice creams

Ice cream flavour	Number of ice creams sold
vanilla	
chocolate	
strawberry	
mint choc	

a)



The shop sold six chocolate ice creams.

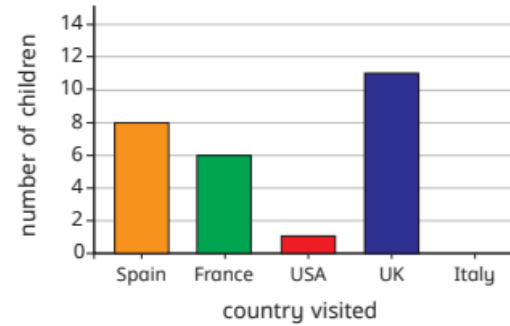
What mistake has Tiny made?

- b) How many chocolate ice creams were sold?
- c) How many vanilla ice creams were sold?
- d) How many strawberry ice creams were sold?
- e) Seven mint choc ice creams were sold.

Complete the pictogram to show this.




- 2 The bar chart shows the number of children who went on holiday to some different countries.



- a) Complete the table using the information in the bar chart.

Country	Number of children visiting
Spain	
France	
USA	
UK	
Italy	

- b) Complete the pictogram using the information in the bar chart.

Key  = 4 children

Country	Number of children visiting
Spain	
France	
USA	
UK	
Italy	

