

Year 1 – Maths Homework

To help you understand what we have been learning this week I would like you to complete the following questions into your homework book.

I would also like you to spend some time reading with an adult at home and to write this down in the reading record tracking sheet in the front of your homework book.

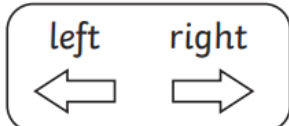
Remember homework is due in on **WEDNESDAY 14th JUNE.**

Answer the following questions in your homework book.

Describing Position

To use the words 'left', 'right', 'above' and 'below' to describe position.

Describe the position of each shape by adding in the correct words.



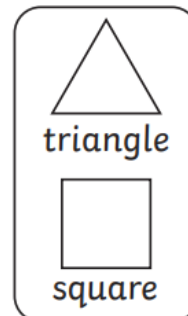
circle



rectangle

The circle is to the _____ of the rectangle.

The rectangle is to the _____ of the circle.



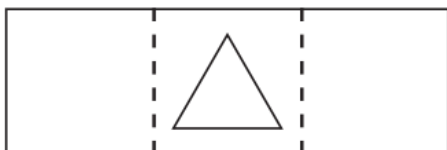
triangle

square

The triangle is _____ the square.

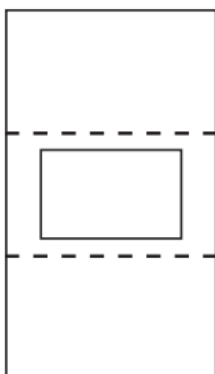
The square is _____ the triangle.

Read the clues and draw the shapes.




Draw a circle to the left of the triangle.

Draw a square to the right of the triangle.



Draw a triangle above the rectangle.

Draw a circle below the rectangle.



circle



square




triangle




rectangle

Use the words at the bottom to complete the sentence.

What Is the Shape's Position?




The triangle is the teddy bear.



The circle is the chair.



The rectangle is a book.



The square is the fan.

above

below


in front of

next to

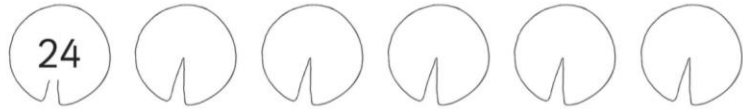
Lily Pad Numbers – Counting in 2s, 5s and 10s

Complete the sequence on the lily pads. Make sure you follow the rule!

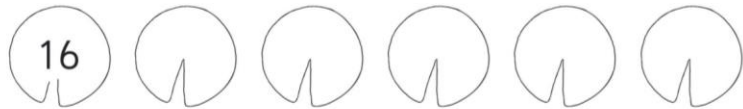
1. Add 2 each time.



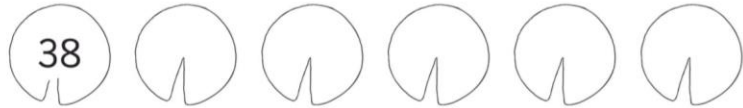
2. Add 2 each time.



3. Add 2 each time.



4. Add 2 each time.



5. Add 2 each time.

