

Halving a Quantity

5a. Complete the statement based on the picture below.



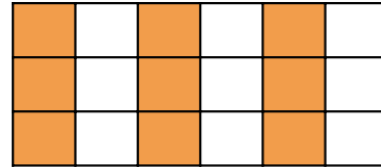
Half of _____ is _____.



VF

Halving a Quantity

5b. Complete the statement based on the picture below.



Half of _____ is _____.



VF

6a. I am thinking of a number.

Half of the number is an odd number between 8 and 10.

What number am I thinking of?



VF

6b. I am thinking of a number.

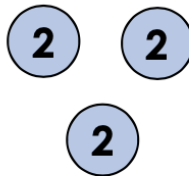
Half of the number is an odd number between 6 and 8.

What number am I thinking of?



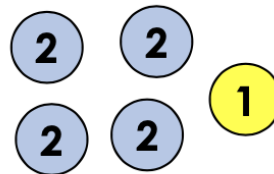
VF

7a. Here is half. What is the total?




VF

7b. Here is half. What is the total?




VF

8a. Circle half of the cookies.



VF

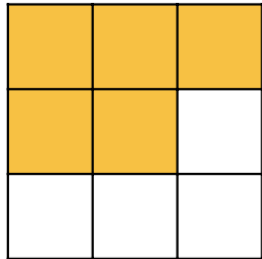
8b. Circle half of the cherries.



VF

Halving a Quantity

1a. Danika thinks she has coloured in half of the squares. Do you agree?



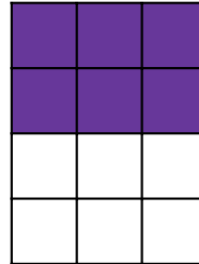
Why or why not?



R

Halving a Quantity

1b. Jonas thinks he has coloured in half of the squares. Do you agree?




Why or why not?



R

2a. A bag of grapes has been halved incorrectly. How many should each child get?




Explain how you got your answer.



R

2b. These raspberries have been halved incorrectly. How many should be in each group?



Explain how you got your answer.



R

3a. Franz ate half of all the raspberries in his fridge.

There were 10 raspberries in his fridge.

How many raspberries did he eat?



PS

3b. There are 12 apples on a tree.

Half of them fell on the grass.

How many are left on the tree?



PS

