






Comparison, Sum and Difference

1. Calculate the totals for each set of data.

 = 10 goals

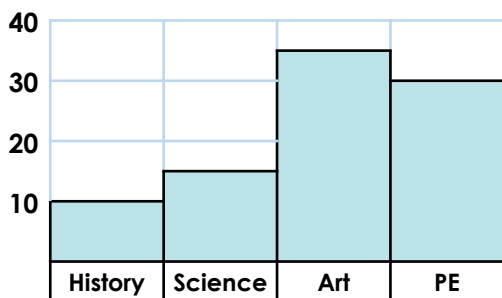
Bank holiday visitors to the Art Gallery

Days	Visitors (AM)	Visitors (PM)	Total Visitors
Friday	30	40	
Saturday	80	70	
Sunday	70	60	
Monday	20	30	

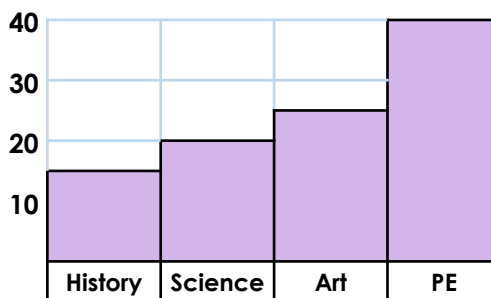
Teams	Number of Goals	Total
Foxes		
Owls		
Rams		
Stags		

2. Calculate the difference between the two year groups for each subject. Write 3 questions which compare the data.

Year 3's Favourite Subjects



Year 4's Favourite Subjects

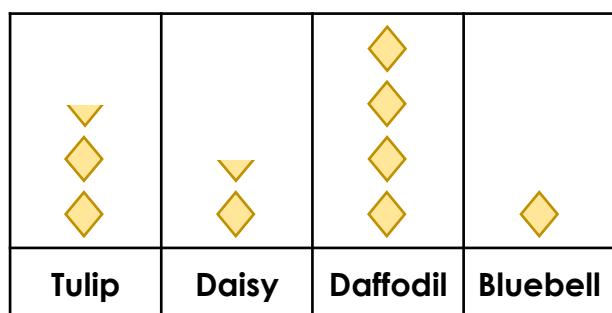


Differences

Subject	Difference
History	
Science	
Art	
PE	

3. Compare these two sets of data. What is the same? What is different?

A Flowers counted in the local park.



 = 20 flowers

B Flowers counted on a woodland walk.

