

Maths – Year 2

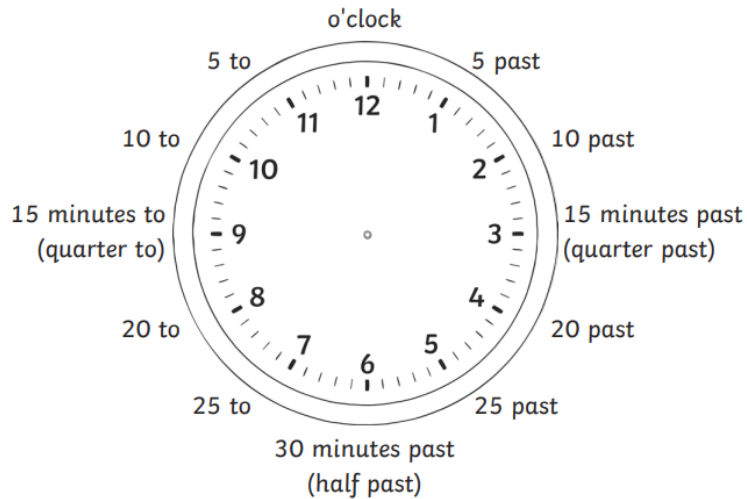
This week we have continued to look at telling the time. Complete the following questions in your homework book by drawing the clocks.



Telling the Time in Five-Minute Intervals

I can tell and write the time in 5-minute intervals.

- 1) Write the time shown underneath each clock. Use this labelled clock to help.



a)



b)



c)






d)



e)



f)




g)




2) Draw hands on each clock to show the time.

a)




quarter to 6

b)



5 to 9













c)




20 past 11

Telling the Time: O'Clock, Half Past, Quarter Past and Quarter To

Look at the analogue clocks below. What time does each clock show?
Write the times on the lines below the clocks.



Draw the time on the analogue clocks, using the digital time.




10:15




12:45



5:45



2:15




2:30



8:15



6:45



11:15