






Reception Handwriting






Encourage your child to practice writing a letter a day in their neatest handwriting. Once your child has completed each letter, invite your child to practise writing the following words below using cursive handwriting. For more information on how you could support your child with their handwriting, please visit: <https://www.teachhandwriting.co.uk/how-to-teach-handwriting.html>

Monday 22nd February 2021








High frequency word to practice- in, it, is,

Tuesday 23rd February 2021



High frequency word to practice- look, like

Wednesday 24th February 2021



High frequency word to practice- *the, this, that, they*

Thursday 25th February 2021

High frequency word to practice- he, see, be, me, we

Friday 26th February 2021

The image shows a handwriting practice sheet for the letter 'Ss'. It consists of five rows, each with a light blue sky band, a light green grass band, and a light brown ground band. Each row contains the following elements from left to right: a cloud with 'Ss', a mole with worms, a large solid 'S' with a green star at the top and a dashed 'S' with a green star at the top, a green star, a sun behind a cloud, and a tuft of grass. The first row is the largest, and the rows decrease in size from top to bottom.

High frequency word to practice- she, so, some, see