

**Friday 8 January 2021**

**Phonics Phase 1: Alliteration - week 9**

Model as per example below to teach your child the letter and the initial sound it makes. Ask your child to name each letter and the initial sound then say the sound and the pictures. Write each letter out showing them how to hold the pencil in a tripod grip. You can use dot-to-dot to start with but eventually they should be able to copy it by themselves. Children to also practice writing their name.

E.g- This is the letter 'm'. It makes the initial sound 'm'.

m, m, mop

m, m, map

m,m, mouse



This is the letter 'n'. It makes the sound 'n'

n,n, nose

n,n, net

n,n,nest




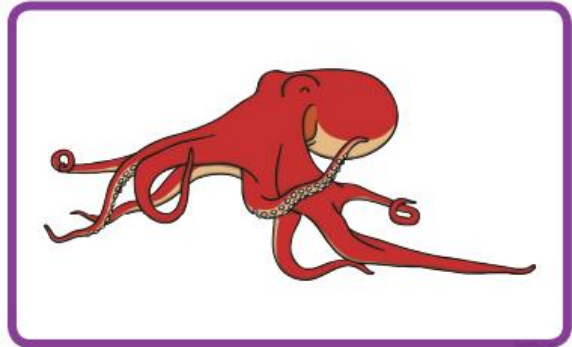
n

This is the letter 'o'. It makes the sound 'o'

o,o, octopus

o,o, orange

o,o, ostrich



This is the letter 'p'. It makes the sound 'p'

p,p, pizza

p,p, pencil

p,p, pig

### Phase 1 phonics letter sounds

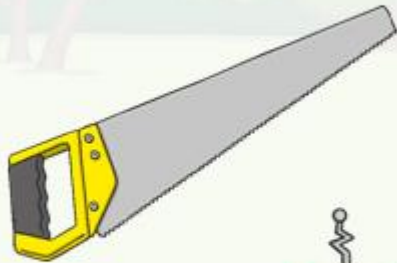
**Please use the links provided to watch and learn the letter sounds**

Phase 1 Phonics Letter Sounds (Set 7)

<https://youtu.be/3H7jodiNRzc>


Point to the picture that begins with...

m




Point to the picture that begins with...

n



Point to the picture that begins with...

O



Point to the picture that begins with...

P

