







# Interpret pictograms

1 Tom asks the children in his class how many pets they have. He draws the information in a pictogram.

Key  = 1 child


Number of pets	Number of children
0	
1	
2	
3	
4 or more	








- a) How many children have one pet?
- b) How many children have no pets?
- c) How many more children have two pets than three pets?
- d) Is it possible to tell how many children have exactly four pets? \_\_\_\_\_

Explain your answer.



2 The pictogram shows the number of ice creams sold each day.

Key  = 5 ice creams

Day	Number of ice creams sold
Monday	
Tuesday	
Wednesday	
Thursday	
Friday	
Saturday	
Sunday	

a) On which day were the most ice creams sold?

\_\_\_\_\_

b) On which two days were 20 ice creams sold?

\_\_\_\_\_ and \_\_\_\_\_

c) How many ice creams were sold on Thursday?

d) How many more ice creams were sold on Friday than on Thursday?





e) More ice creams were sold in total on Saturday and Sunday than during the rest of the week.

Do you agree? \_\_\_\_\_



3 The pictogram shows the colours of cars in a car park.

Key  = 2 cars

Colour	Number of cars in car park
red	
blue	
white	
yellow	


a) How many cars are red?

b) How many cars are blue?

c) How many cars are there in total?

d) How many more white cars than red cars are there?

e)



The total number of blue and yellow cars is the same as the number of white cars.


Do you agree with Max? \_\_\_\_\_






Show your workings.

f) Ask a partner some other questions about the pictogram.


4 The pictogram shows the number of stickers Class 3 and Class 4 get each day.






Class 3

Key  = 5 stickers

Day	Number of stickers
Monday	
Tuesday	
Wednesday	
Thursday	
Friday	


Class 4

Key  = 10 stickers

Day	Number of stickers
Monday	
Tuesday	
Wednesday	
Thursday	
Friday	

a)

Both classes got the same number of stickers on Wednesday.



Do you agree with Jo? \_\_\_\_\_

Explain your answer.

b) Which class got more stickers in total for the week?

\_\_\_\_\_

