

NURSERY MATHS

Monday 1st February 2021











This week your child will be learning about quantity.

Get your child to look at the following worksheet, are they able to count how many animals are in each row.

Can your child tell you how many animals are in each row?

Now ask your child to look at the numbers on the left-hand side, can they match the numbers with the correct quantity of animals?

Matching Numbers to Quantity

1	
2	
3	
4	
5	
6	
7	
8	
9	
10	

Tuesday 2nd February 2021

Filling jars with different quantity of items.

Teach your child it's not only numbers that can show different quantities

- Get three empty jars.
- Fill each jar in different quantities, talk with your child about the different amount that are in each jar. Ask your child which one has the most and which one has less.
- Mix the jars up and ask your child to put them back in the order from the jar that has the least and the jar that has more.



Wednesday 3rd February 2021

Comparing quantities.

Have your child look at the picture, ask them what do they see?

Explain to your child that two of the glasses have the same quantity of water in them. and the other two have different quantities of water in them.

- Which two glasses have the same quantity of water in them? The first picture or the second picture?
- Which glass has the smallest amount of water in it?
- Which glass has more water in it?

Now do your own experiment with your child, get two glasses and a jug of water. Ask your child to fill one glass halfway, one full and one with little amount of water, can your child now put the glasses in order from less to more?



Thursday 4th February 2021

Please watch the following video about quantities.

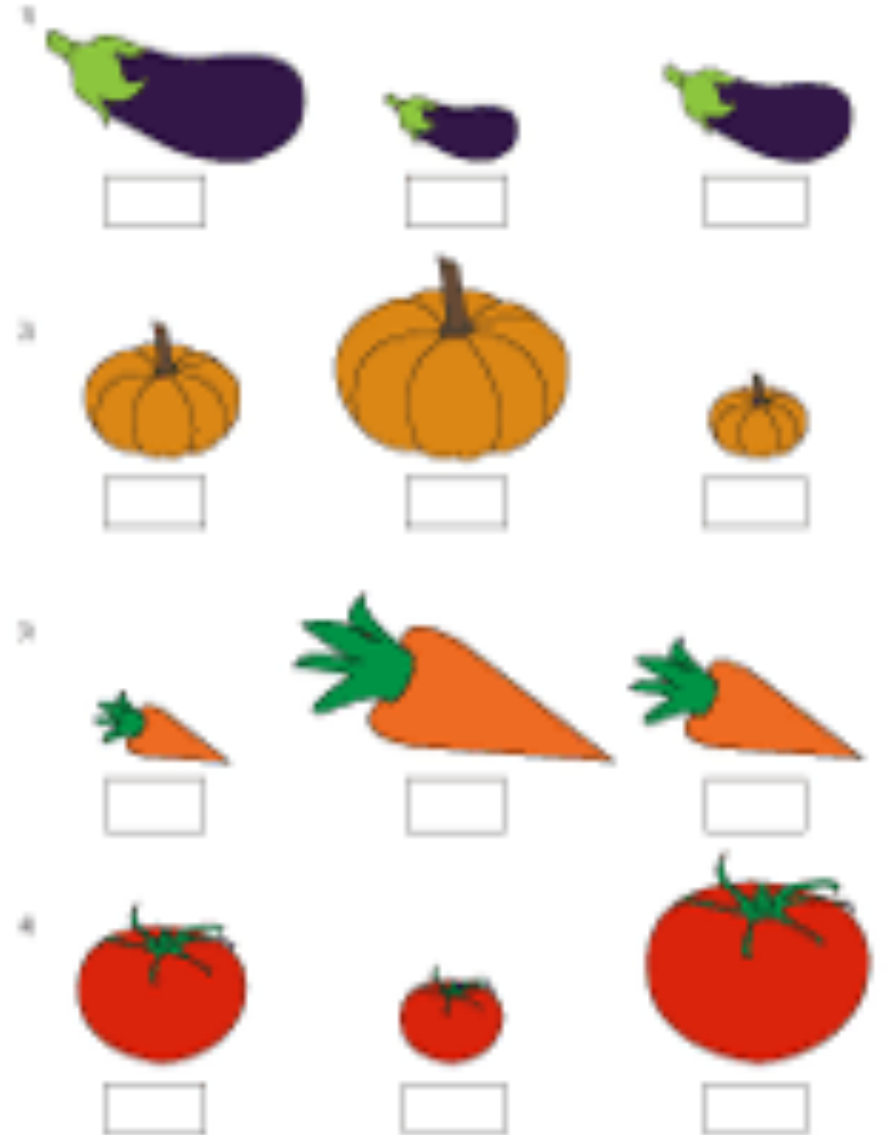
<https://www.youtube.com/watch?v=-6QBmTrJISQ>

Can your child show you from the objects shown on the video which is the largest which is medium, and which is the smallest.

Have your children go around the house and find different size objects, remind your child that the first object they pick must be the largest the second object must be medium, and the third object must be the smallest.

Now have your child order them in size from biggest to smallest.

Can your child order these vegetables from biggest to smallest?



Friday 5th February 2021

more or less

Learning about quantity using number.

Recap with your child what they have learnt throughout the week.

Watch the following video with your child.

https://www.youtube.com/watch?v=icR_T7v2xZo

Ask your child to count the fruits in each row can they identify which is more and which is less.

