

Tuesday 12 January 2021

Phonics Phase 1: Alliteration

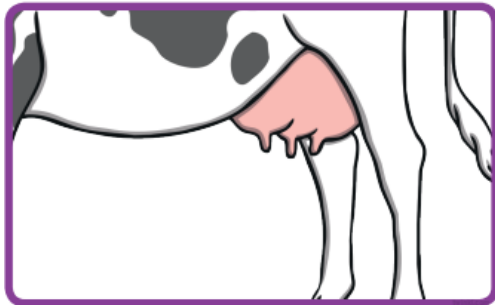
Model as per example below to teach your child the letter and the initial sound it makes. Ask your child to name each letter and the initial sound then say the sound and the pictures. Write each letter out showing them how to hold the pencil in a tripod grip. You can use dot-to-dot to start with but eventually they should be able to copy it by themselves. Children to also practice writing their name.

E.g- This is the letter 'm'. It makes the initial sound 'm'.

u, u, umbrella

u, u, udder

u,u, underpants



This is the letter 'n'. It makes the sound 'n'

v,v, volcano

v,v, vulture

v,v,van

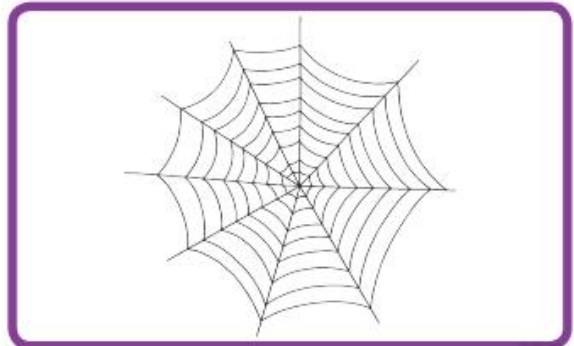


This is the letter 'o'. It makes the sound 'o'

w,w, watch

w,w, witch

w,w, web

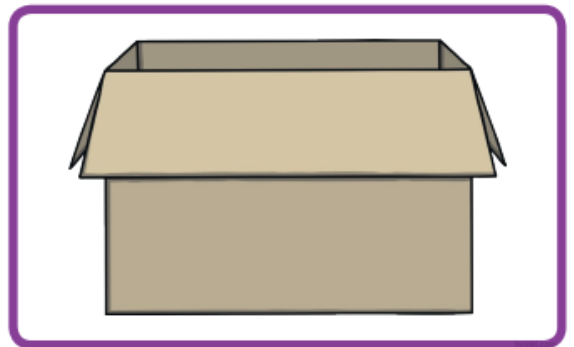
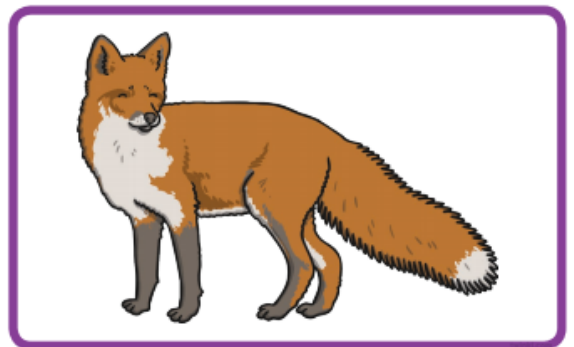


This is the letter 'p'. It makes the sound 'p'

x,x, Fox

x,x, axe

x,x, box





This is the letter 'o'. It makes the sound 'o'

y,y, yoyo

y,y, yellow

y,y, yoghurt

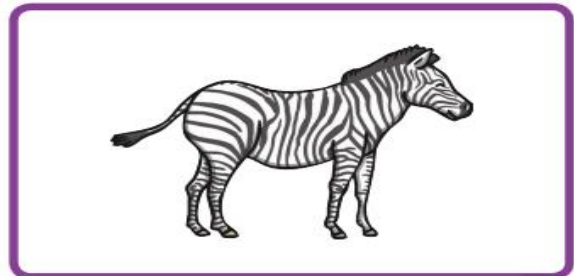
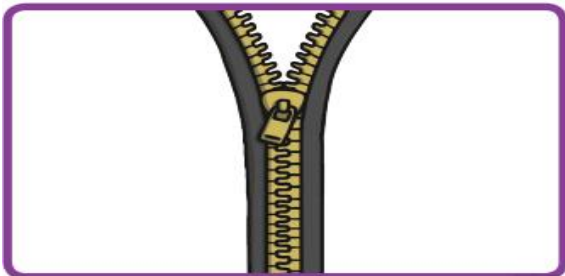


This is the letter 'o'. It makes the sound 'o'

z,z, zoo

z,z, zip

z,z, zebra



Phase 1 phonics letter sounds

Please use the links provided to watch and learn the letter sounds

Phase 1 Phonics Letter Sounds (Set 7)

<https://youtu.be/3H7jodiNRzc>

Point to the picture that begins with...

u



Point to the picture that begins with...

v



Point to the picture that begins with...

W



Point to the picture that begins with...

x



Point to the picture that begins with...

y



Point to the picture that begins with...

Z

